

Artificial Intelligence

Ethical Use Guidelines

for students



Do

Artificial Intelligence is a tool to support you in your learning journey. These are ways you can ethically use AI resources to support your learning and growth.

- Do use it to help you brainstorm. AI excels at providing examples.
- Do use it to analyze YOUR work! AI can improve your sentence structure, identify grammatical errors, shifts in tone, spelling errors and errors of syntax.
- Do use it to find synonyms.
- Do use it to rephrase individual sentences.
- Do use it to support your research.
- Do use it to help summarize articles.
- Do use it to provide figurative language examples to enhance writing.
- Do acknowledge the use of AI if substantial portions of your work were created by AI.
- Do share your work with a human too!

Don't

While artificial intelligence can support you, we need to be sure we are honest with the contributions it makes to our academic journey and NOT claim credit for work that is not our own. Below are pitfalls to avoid when using AI Tools.

- Don't use AI as a crutch. Your descriptions, reflections and observations can only come from your experiences.
- Don't use it to rewrite entire sections of your work.
- Don't use it to replace your own critical thinking.
- Don't adopt the AI 'voice'. Astute readers will feel the shift in voice when copying text directly from an AI resource.
- Don't rely solely on the information/data AI generates. It CAN make information up.
- Don't forget to adapt/modify any content that it returns.
- Don't misrepresent yourself, your skills and knowledge by taking credit for information generated by AI.

Artificial Intelligence

Ethical Use Guidelines

for teachers



Do


Artificial Intelligence is a tool to support you in your learning journey. These are ways you can ethically use AI resources to support your learning and growth.

- Do use it to help you brainstorm. AI excels at providing examples.
- Do use it to analyze YOUR work!. AI can improve your sentence structure, identify grammatical errors, shifts in tone, spelling errors and errors of syntax.
- Do use it to help develop your lessons.
- Do use it to help identify HOW your lessons are aligned with standards.
- Do use it to provide pedagogical suggestions.
- Do use it to find synonyms.
- Do use it to rephrase individual sentences.
- Do use it to support your research.
- Do use it to help summarize articles.
- Do use it to provide figurative language examples to enhance writing.
- Do acknowledge the use of AI if substantial portions of your work were created by AI.
- Do share your work with a human too!

Don't

While artificial intelligence can support you, we need to be sure we are honest with the contributions it makes to our academic journey and NOT claim credit for work that is not our own. Below are pitfalls to avoid when using AI Tools.

- Don't use AI as a crutch. Your descriptions, reflections and observations can only come from your experiences.
- Don't use it to rewrite entire sections of your work.
- Don't use it to replace your own critical thinking.
- Don't adopt the AI 'voice'. Astute readers will feel the shift in voice when copying text directly from an AI resource.
- Don't rely solely on the information/data AI generates. It CAN make information up.
- Don't forget to adapt/modify any content that it returns.
- Don't misrepresent yourself, your skills and knowledge by taking credit for information generated by AI.



These handouts were designed to support teachers on a journey to learn about how to ethically integrate ChatGPT and other AI tools into their classrooms.

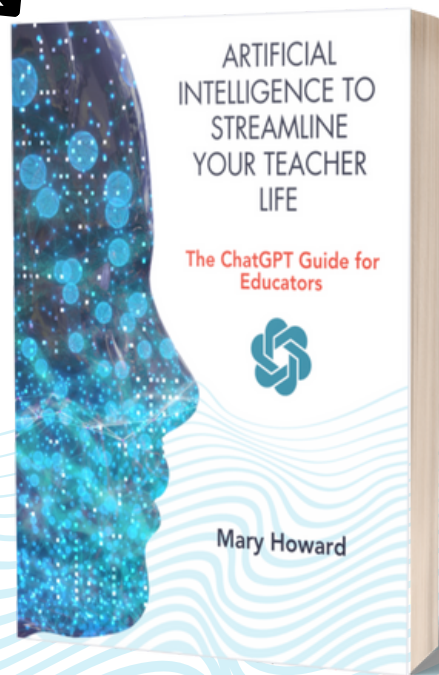
For more support, consider reading about the abundance of ways you can leverage ChatGPT to support your instruction.

ARTIFICIAL INTELLIGENCE TO STREAMLINE YOUR TEACHER LIFE

[\(The ChatGPT Guide for Educators\)](#)






 [Purchase on Amazon](#)

 [About the Book](#)



Learn how ChatGPT Can Streamline Your Teacher Life!



- 1**  **Lesson Planning**
- 2**  **Standard Alignment**
- 3**  **Creating Lists of Information**
- 4**  **Defining Vocabulary**
- 5**  **Writing Reading Passages & General Questions**
- 6**  **Grading Rubrics**



AVAILABLE NOW!